

# FAFE OFF!

C1 - TRAINING EVENT

Valencia (Spain), 1-5 October 2018



## INFORMATION PACK



Dear participant and partner organisation,  
welcome to FAKE OFF Training event!

With this info pack, we would like to provide you with some information that will help you to be prepared for the mobility as well as for your arrival and stay in Valencia.

#### CONTACT DETAILS DURING THE MOBILITY

Javier Milan: [javier.milan@goeurope.es](mailto:javier.milan@goeurope.es) / +34660861469  
Stefano Modestini: [stefano.modestini@goeurope.es](mailto:stefano.modestini@goeurope.es) / +34644038831  
Marcel Fernandez: [marcel.fernandez@goeurope.es](mailto:marcel.fernandez@goeurope.es) / +34602615807

#### ABOUT FAKE OFF!

The young generation of “digital natives” is constantly confronted with a steady flow of online information, ranging from communicative formats like social media chats and comments to news formats of all kinds. Many young people build social networks combining global connectivity with local roots: 82% of European young people participated in online social networks in 2014, where they are exposed to an enormous amount of information (*The Youth Report 2015*, European Commission)

The Austrian initiative *Saferinternet.at* (by ÖIAT) revealed throughout a study that 86% of the respondents (Austrian young people) are insecure as to whether information found on the internet is true. In addition, they expect support from their parents and their teachers to acquire media literacy (*Internet rumours: How do teens evaluate information found on the internet?*, 2017). This phenomenon is also evident on a European scale, according to similar reports in Italy, Germany and Spain.

In an era where “fake news” and “fake facts” have become not only fashionable keywords but actual threats to democratic values, people -and especially young people- need awareness of the issue to be able to cope with different kinds of digital information and to develop strategies of identifying and avoiding intentional misinformation. Thus, youth workers and teachers need proper tools to support young people!

These tools will be based on an innovative General Didactic Concept to foster media literacy in youth work, youth information centres and other educational settings. We need your

contribution to finalise the General Didactic Concept and to provide ideas for new educational tools!




*The battle against Fake News has begun!*





## AIM & OBJECTIVES OF THE TRAINING EVENT

The main objective of this event is introducing our General Didactic Concept to youth workers and teachers -and to conduct training sessions with them concerning digital literacy in youth work. Specific objectives are:

- To engage participants with the fight against fake news phenomenon through increasing their awareness about it
- To improve skills and competence of participants to address fake news issue with their audiences by providing practices, initiatives, tools and materials already created
- To introduce the General Didactic Concept to representatives of the target group (youth workers and teachers)
- To test and discuss activities proposed by the General Didactic Concept in the group and with consortium partners
- To produce inputs to incorporate into future new educational tools created by FAKE OFF! project
- To develop ideas and contributions to extend the FAKE OFF! community

## WHO IS GOING TO PARTICIPATE? (PARTICIPANTS & E+ SUPPORT)

	No. Participants	Travel costs covered by E+	Subsistence support covered by E+*
	1 member of the coordinator's project team 5 teachers and tutors	275€ (per participant)	Up to 100€ x 5 days = 500€ (per participant)
	1 member of FAKE OFF project team	275€ (per participant)	Up to 100€ x 5 days = 500€ (per participant)
	1 member of the FAKE OFF project team	275€ (per participant)	Up to 100€ x 5 days = 500€ (per participant)

	1 member of the project team	275€ (per participant)	Up to 100€ x 5 days = 500€ (per participant)
	5 youth workers and tutors	0€ (per participant)	Up to 100€ x 5 days = 500€ (per participant)
	1 project team member		
	1 member of the project team	275€ (per participant)	Up to 100€ x 5 days = 500€ (per participant)
	4 youth workers and tutors	275€ (per participant)	Up to 100€ x 5 days = 500€ (per participant)
	1 project team member		

*\*Accommodation, meals and local transport are covered by Erasmus+ during training event (1-5 October 2018), providing up to 100€ per day to each participant as subsistence support. Some suggestions for accommodation will be provided in section "Where can I stay?"*

This training event differs to other types, such as a KA1 mobility. Each partner organization already has its allotted budget for travel costs and subsistence support, so it's up to each partner to decide how to manage its budget for participants' arrangements.

## WELCOME TO VALENCIA!

Valencia is the 3rd biggest city of Spain with almost 800,000 inhabitants. Its historical center, modern buildings, food (paella) and seaside are distinguishing elements of a city where sun and warm weather shape its life! Get ready to enjoy the city!




### What to do in Valencia?

*Just click to get some ideas!*



## HOW CAN I REACH THE CITY FROM THE AIRPORT?

### - Metro:

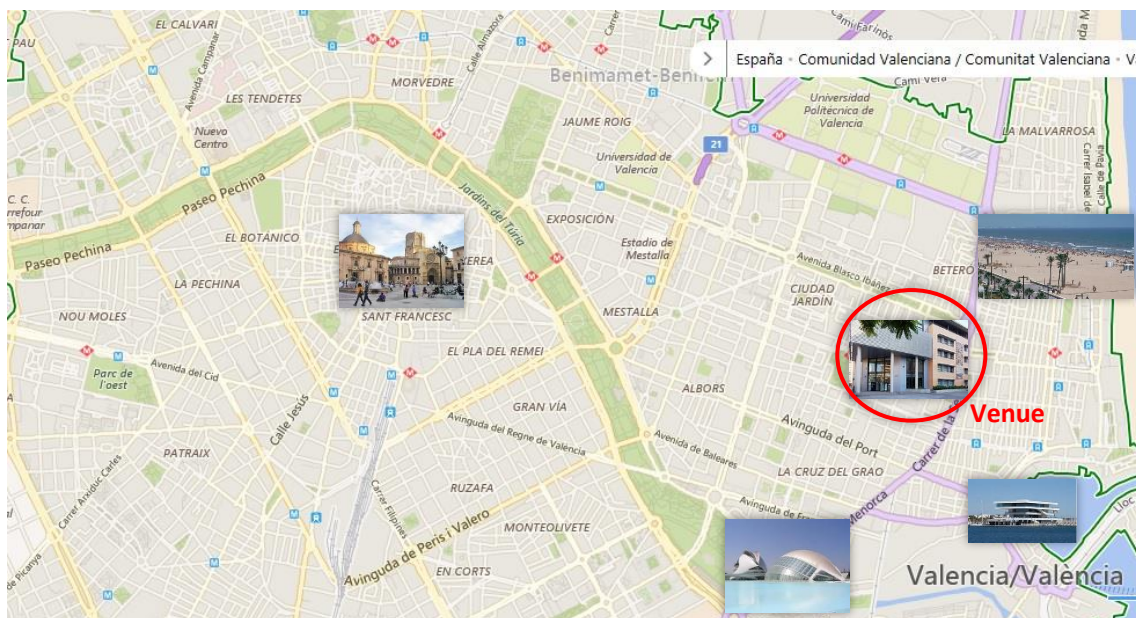
Once you arrive to the airport, follow the  signals within the airport. You will reach the metro station. Buy the ticket (one-way: 4.90€) and keep the metro card because you can re-charge for other journeys afterwards.

You can take the line 5 (Green Line) leading to Maritim-Serreria, and you can stop in Ayora or Maritim-Serreria if your accommodation is close to the venue. If your accommodation is in the city center, then you can take lines 3 (Red; leading to Rafelbunyol or Alboraya) or 5 (Green) and stop at Xativa or Colon. Here is the metro [map](#)!

### - Taxi:

There is a taxi stop at the airport. Just tell the taxi driver the address of your accommodation and he/she will drive you to there. Cost: 22-30€ (approx.)

## WHERE CAN I STAY?



As you can see, the venue is located at the East side to the city (close to the beach). The address of the venue is:

Centro Municipal de Juventud de Algirós. Calle Campoamor 91. 46022. Valencia (Spain)

[Here you can see the location on the map!](#)

The building is the Youth Center of the Municipality of Valencia. It is located at Ayora district. You can reach the place by metro stopping at Ayora (Line 5, Green line).

The building is equipped with WiFi connection, administration offices and different spaces available for youth organisations. In one of the working rooms, we will have our workshops and activities.

There is also a canteen, where we will have lunch during training days (menu costs around 6€)



Given the venue location, here you can find some suggestions for your stay, so you don't need to spend much time going from your accommodation to the venue. Suggested options are:

#### **HOTEL CHECK-IN**

Avda. del Puerto 129  
[reservas.valencia@checkinhoteles.com](mailto:reservas.valencia@checkinhoteles.com)  
+3496 344 78 87  
([Map](#))

#### **HOTEL MARINA ATARAZANAS**

Plaza del Tribunal de las Aguas, 5  
[repcion@hotelportatarazanas.com](mailto:repcion@hotelportatarazanas.com)  
+34963203015  
([Map](#))

#### **URBAN YOUTH HOSTEL**

Avda. del Puerto 280  
[info@urbanyouthhostel.com](mailto:info@urbanyouthhostel.com)  
+3496 321 21 29  
([Map](#))

#### **HOTEL NH CIUDAD DE VALENCIA**

Avda. del Puerto 214  
[nhciudaddevalencia@nh-hotels.com](mailto:nhciudaddevalencia@nh-hotels.com)  
+34916008146 / +34963307500  
([Map](#))

The following options are not as close as the previous ones, but you might find them interesting too:

#### **HOTEL OLYMPIA UNIVERSIDADES**

(University area)

Calle Dr. Vicent Zaragoza 13  
[reservasuniversidades@olympiagrupo.com](mailto:reservasuniversidades@olympiagrupo.com)  
+34963692129  
([Map](#))

#### **PURPLE NEST HOSTEL VALENCIA**

(Closet to the city center)

Plaza de Tetuan 5  
[info@purplenesthostel.com](mailto:info@purplenesthostel.com)  
+34963532561  
([Map](#))

Finally, we also suggest renting an apartment through [Airbnb](#), for instance. You can check available apartments at Ayora, Maritim-Serreria or Blasco Ibañez areas.

## ADDITIONAL INFORMATION

### Transportation (metro)

You can charge your metro card with 10 journeys (A zone). It is cheaper than taking just one-way journey all the times you take the metro. You can take one 10-Journeys pass and share it, so you can spend less money.

### Laptop/tablet/smartphone

We encourage participants to bring their laptops/tablets/smartphones because we might work with them too. There is WiFi in the Local Youth Centre, but keep in mind that many people connected can affect the speed of Internet connection.

### Health Insurance

Please, note that it is your responsibility to take care of your own health and travel insurance. Since we are in the EU, you should bring your European Sanitary Card.

If you still haven't, please contact with your national Health Insurance point: <http://ec.europa.eu/social/main.jsp?catId=559>

### Weather in Valencia

In October, temperatures are between 15-25°C. We suggest bringing comfortable clothes!

### Electric plugs

Please, have a look to the Spanish plug type <http://www.iec.ch/worldplugs/typeF.htm> If it's different from yours, you will need to use adapters to charge all your electric devices.

**Looking forward to meeting all of you in  
Spain,**

**The  GoEurope team!**